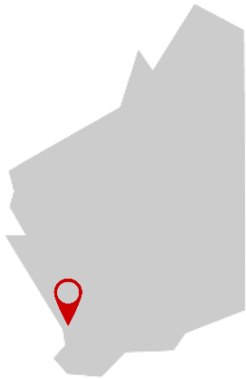


Electorate profile: Pearce



Respondent profile



Respondents in Pearce:

99

Respondents receiving Government payments:

44%

Respondents receiving JobKeeper or JobSeeker:

12%

34%

receiving a Government payment **could not afford to pay for a necessity**, such as clothing, food, insurance or utilities, in the past 3 months

Government payment breakdown



Aged pension
23%



Disability pension
18%



Childcare subsidy
2%



JobKeeper
14%



JobSeeker
14%

*Percentages include respondents receiving multiple payments

62% agree

that a **guaranteed minimum income** should be provided to all Australians

82%

Are in favour of a **permanent increase** to the base rate of JobSeeker

Voting intentions

Liberal Party of Australia
29%

Australian Labor Party (ALP)
26%

Greens WA
6%

One Nation
5%

Prefer not to say/ other
13%

Don't know
20%

Labor

88%

of respondents who intend to vote **Labor** perceived that the base rate should be higher

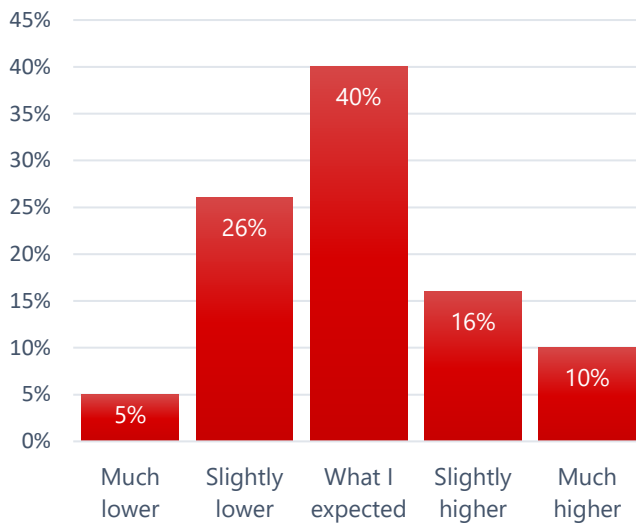
Liberal

76%

of respondents who intend to vote **Liberal** perceived that the base rate should be higher

Electorate profile: Pearce

Once provided information about the rate of JobSeeker (including Coronavirus Supplement), is the rate what you expected?



It is impossible to live on that amount of money. Living in that sort of poverty would be a major hindrance to finding employment.

- Pearce resident

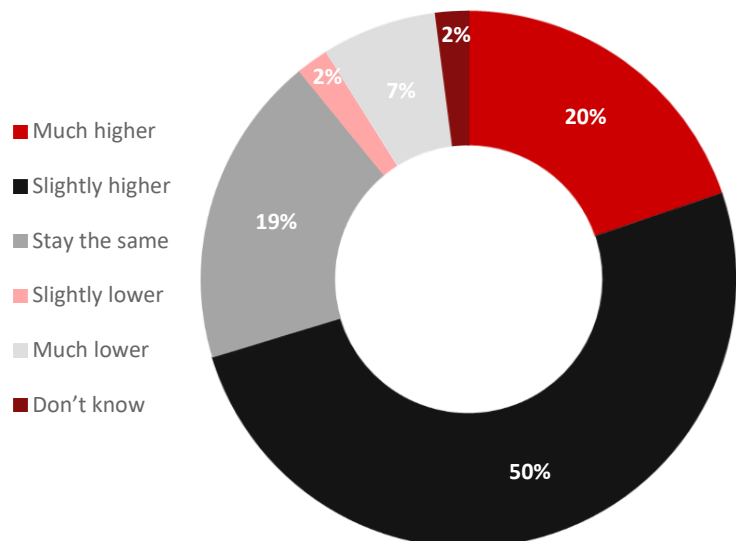


Respondents in Pearce think the base rate of JobSeeker should be:



People just can't live on that amount of money, and they are forced to go to charities to try and get food.

- Pearce resident



Data collected: July 2020
Report prepared: September 2020

For more information

E: advocacy@anglicarewa.org.au

T: 08 9263 2051

