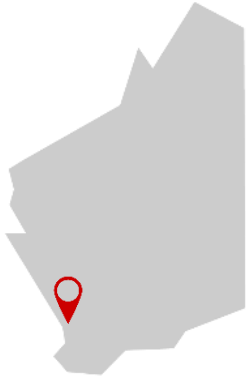


Electorate profile: Stirling



Respondent profile



Respondents in Stirling:

60

Respondents receiving Government payments:

42%

Respondents receiving JobKeeper or JobSeeker:

17%

24%

receiving a Government payment **could not afford to pay for a necessity**, such as clothing, food, insurance or utilities, in the past 3 months

Government payment breakdown



Aged pension
20%



Disability pension
8%



Childcare subsidy
8%



JobKeeper
16%



JobSeeker
24%

*Percentages include respondents receiving multiple payments

58% agree

that a **guaranteed minimum income** should be provided to all Australians

77%

Are in favour of a **permanent increase** to the base rate of JobSeeker

Voting intentions

Liberal Party of Australia
28%

Australian Labor Party (ALP)
32%

Greens WA
12%

One Nation
5%

Prefer not to say/ other
7%

Don't know
17%

Labor

84%

of respondents who intend to vote **Labor** perceived that the base rate should be higher

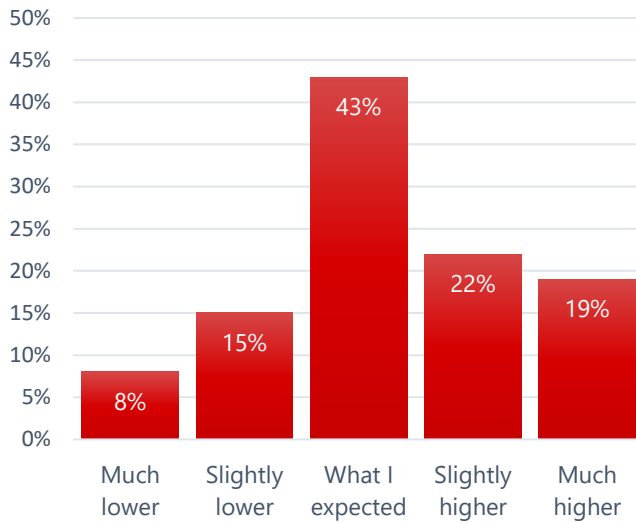
Liberal

82%

of respondents who intend to vote **Liberal** perceived that the base rate should be higher

Electorate profile: Stirling

Once provided information about the rate of JobSeeker (including Coronavirus Supplement), is the rate what you expected?



If the government is able to provide a better standard of living for people while they try and find employment, it's better for the Australian people.

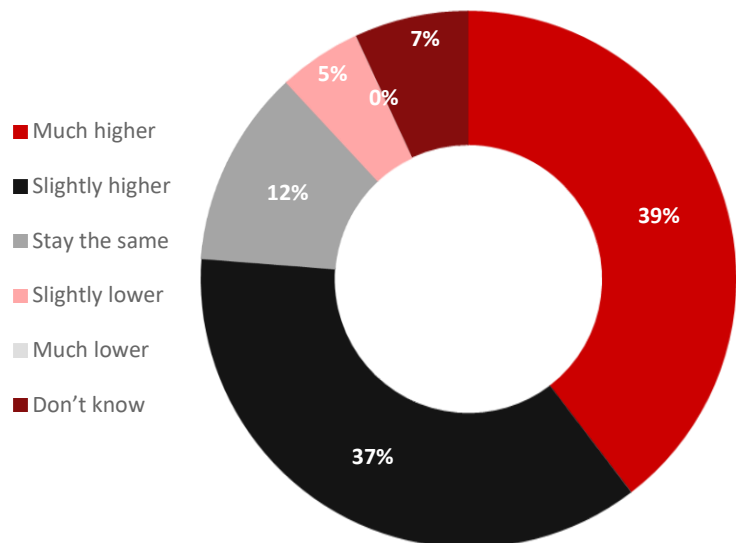
- Stirling resident



Respondents in Stirling think the base rate of JobSeeker should be:

A person on the current amount can't be expected to elevate themselves from that situation as they couldn't afford to house, feed and clothe themselves as well as get transport to job interviews.

- Stirling resident



Data collected: July 2020
Report prepared: September 2020

For more information

E: advocacy@anglicarewa.org.au

T: 08 9263 2051

