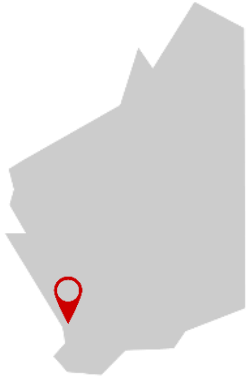


# Electorate profile: Swan



## Respondent profile



Respondents in Swan:

**68**

Respondents receiving Government payments:

**40%**

Respondents receiving JobKeeper or JobSeeker:

**21%**

**33%**

receiving a Government payment **could not afford to pay for a necessity**, such as clothing, food, insurance or utilities, in the past 3 months

## Government payment breakdown



**Aged pension**  
19%



**Disability pension**  
4%



**Childcare subsidy**  
7%



**JobKeeper**  
22%



**JobSeeker**  
30%

\*Percentages include respondents receiving multiple payments

**69% agree**

that a **guaranteed minimum income** should be provided to all Australians

**69%**

Are in favour of a **permanent increase** to the base rate of JobSeeker

## Voting intentions

**Liberal Party of Australia**  
44%

**Australian Labor Party (ALP)**  
16%

**Greens WA**  
9%

**One Nation**  
1%

**Prefer not to say/ other**  
12%

**Don't know**  
18%

**Labor**

**73%**

of respondents who intend to vote **Labor** perceived that the base rate should be higher

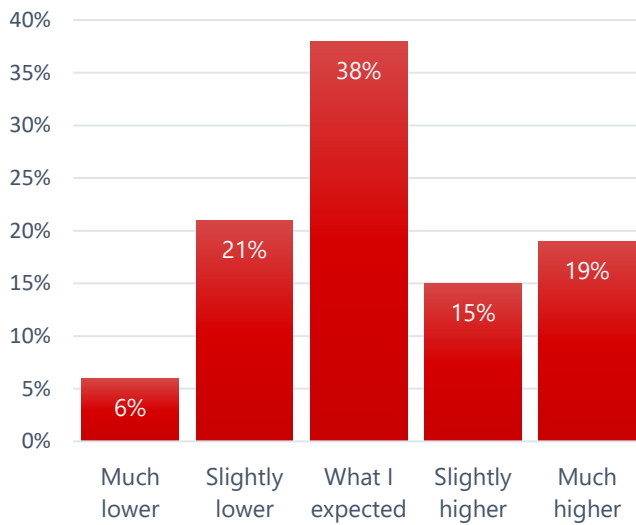
**Liberal**

**63%**

of respondents who intend to vote **Liberal** perceived that the base rate should be higher

# Electorate profile: Swan

Once provided information about the rate of JobSeeker (including Coronavirus Supplement), is the rate what you expected?



If people aren't struggling for money, they are much more able to look for work or start their own business.

- Swan resident

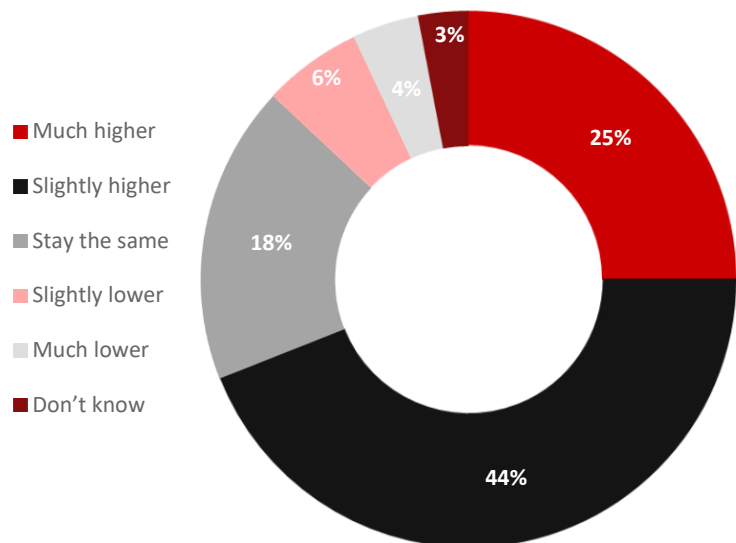


Respondents in Swan think the base rate of JobSeeker should be:



By giving more than the basic amount, the extra cash received can be spent and used to stimulate the economy.

- Swan resident



Data collected: July 2020  
Report prepared: September 2020

## For more information

E: [advocacy@anglicarewa.org.au](mailto:advocacy@anglicarewa.org.au)

T: 08 9263 2051

