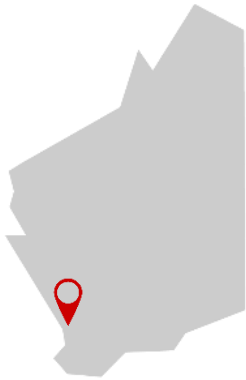


Electorate profile: Tangney

**ABOVE
THE LINE**

Respondent profile



Respondents in Tangney:

66

Respondents receiving Government payments:

41%

Respondents receiving JobKeeper or JobSeeker:

11%

22%

receiving a Government payment **could not afford to pay for a necessity**, such as clothing, food, insurance or utilities, in the past 3 months

Government payment breakdown



Aged pension
33%



Disability pension
15%



Childcare subsidy
7%



JobKeeper
19%



JobSeeker
7%

*Percentages include respondents receiving multiple payments

62% agree

that a **guaranteed minimum income** should be provided to all Australians

77%

Are in favour of a **permanent increase** to the base rate of JobSeeker

Voting intentions

Liberal Party of Australia
44%

Australian Labor Party (ALP)
20%

Greens WA
8%

One Nation
5%

Prefer not to say/ other
11%

Don't know
14%

Labor

77%

of respondents who intend to vote **Labor** perceived that the base rate should be higher

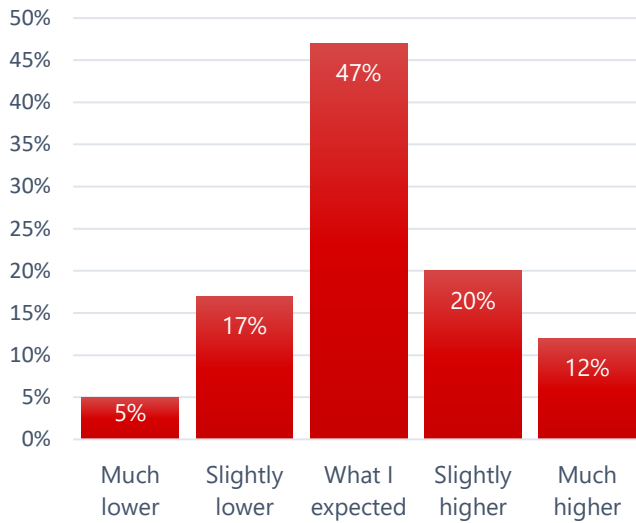
Liberal

76%

of respondents who intend to vote **Liberal** perceived that the base rate should be higher

Electorate profile: Tangney

Once provided information about the rate of JobSeeker (including Coronavirus Supplement), is the rate what you expected?



It is hard to live on that amount if you are trying to survive and get yourself a little further ahead even if you know how to budget stringently.

- Tangney resident

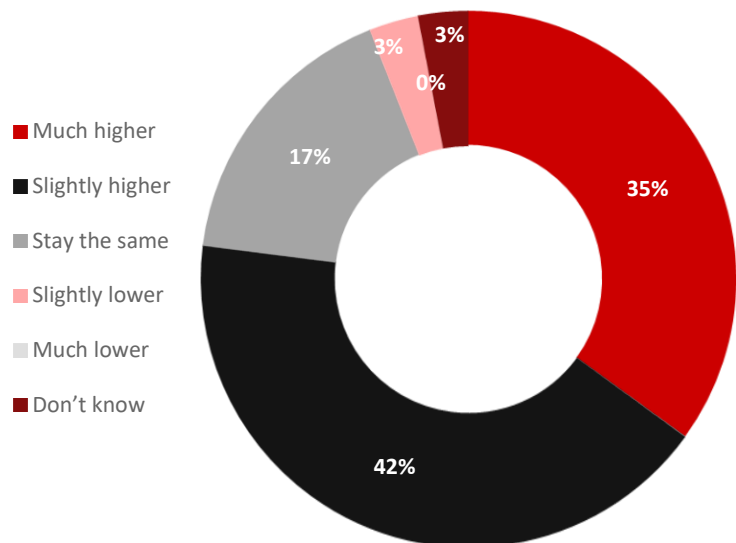


Respondents in Tangney think the base rate of JobSeeker should be:



[The higher rate of JobSeeker] enables people to spend more in the economy and pay for themselves financially.

- Tangney resident



Data collected: July 2020
Report prepared: September 2020

For more information

E: advocacy@anglicarewa.org.au

T: 08 9263 2051

